



# CONTEMPORARY

The Contemporary garage door series, immaculately constructed, offers the texture and aesthetic of real wood panels with excellent thermal efficiency.

## SIZING OPTIONS

Headroom requirements may vary on doors.



### DOOR PRODUCT

Contemporary

### R-VALUE

16

### THICKNESS

1-3/4"

### AVAILABLE WIDTHS

8' 9' 10' 12' 14' 16' 18'


### STANDARD HEIGHT

6' - 10'

## COLOUR OPTIONS

Brochure colour representation may vary from true colour.

To obtain an exact colour reference, please contact a Steel-Craft dealer for colour samples.



White



Sable Grey



Sandstone

### ELITE FINISHES



Walnut



Cedar

### REFLECTIVE FINISHES



SC Regal Black



Deep Matte Charcoal

### CUSTOM PAINT




One-Colour Option

## WINDOW OPTIONS

### GLASS COLOUR

Frame colours available in White, Sable Grey, Espresso and Black.



Clear



Satin Texture

### ELITE GLASS



Bronze Tint




Dark Tint

### WINDOW PLACEMENT OPTIONS


Window size available in 24"x 6" and 32"x 6".

Available in 5/8" ThermoPane.


Alignment available in Left Vertical Column, Right Vertical Column and Top Horizontal Row.



Full Section Stacked



Top Section Stacked



Bottom Section Stacked



Don't just hang a door,  
Install a Steel-Craft.

For a complete list of products,  
visit [steel-craft.ca](http://steel-craft.ca)

EDMONTON  
Head Office:  
780.453.3761  
13504, St. Albert Trail  
Edmonton, Alberta  
T5L 4P4

EDMONTON SC2  
780.452.7140  
CALGARY  
403.255.3300  
LETHBRIDGE  
403.327.3667

VANCOUVER  
604.888.2550  
KELOWNA  
250.765.4765  
TORONTO  
905.564.3522

SASKATOON  
306.652.7131  
REGINA  
306.721.3737  
PRINCE ALBERT  
306.922.9200

