



ARTISAN

The Artisan garage door series offers exceptional customization, with options ranging from custom door face design to custom colours. These doors are perfect for creating a personalized and unique aesthetic.

SIZING OPTIONS

Headroom requirements may vary on doors. **Please Note:** Artisan doors are only available up to 18' x 10'.

DOOR PRODUCT	ARTISAN
R-VALUE	16
THICKNESS	1-3/4"
AVAILABLE WIDTHS	8' 9' 10' 12' 14' 16' 18'
STANDARD HEIGHT	7' 8' 9' 10'



DESIGN OPTIONS

Steel-Craft has four standard Artisan designs: **Artisan Design 1 (ART1)**, **Artisan Design 2 (ART2)**, **Artisan Design 3 (ART3)**, and **Artisan Design 4 (ART4)**. Designs may vary or differ depending on the size of door. Our team will work with you to create the best design for your garage door size.

21" PANEL DESIGN


For a door height of 7', 21" panels are used, and for a 9' door, 21.6" panels are used. In both our 21" and 21.6" panels, the Design Trim is positioned at the top of the second section from the top. (see steel-craft.ca for examples)

24" PANEL DESIGN


For door heights of 8' and 10', 24" panels are used. In these 24" panels, the Design Trim is positioned at the bottom of the top section.




Artisan Design 1 (ART1)



Artisan Design 2 (ART2)




Artisan Design 3 (ART3)



Artisan Design 4 (ART4)

WINDOW OPTIONS

GLAZING



Clear



Satin Texture

ELITE GLASS



Bronze Tint



Dark Tint

INLAID MUNTIN BARS

Muntin Bars available in Black, Brass, Pewter, and White. Contact a dealer for available Muntin Bar and Glazing combinations.

26"x 14" - only available in door widths 12' & 14'.

Two 26"x14" windows will on each side of the design.



Regal



Stanton

38"x 14" - only available in door widths 8', 9' 10', 16' & 18'.



Regal Wide



Stanton Wide



Provincial Wide

SNAP-IN DECORATIVE DESIGNS

Snap-ins and frames will be custom painted.

26"x 14" - only available in door widths 12' & 14'.



Somervew



Stockbridge



Stockton



Somerton



Wynbridge

38"x 14" - only available in door widths 8', 9' 10', 16' & 18'.



Stockton



Somerton




Stockbridge



Wynbridge

COLOUR OPTIONS



ONE COLOUR OPTION

Design Trim matches the door face.




TWO COLOUR OPTION

Design Trim contrasts door face.

CUSTOM COLOUR INSPIRATION




Artisan Design 1 (ART1)



Artisan Design 2 (ART2)



Artisan Design 3 (ART3)



Artisan Design 4 (ART4)

ABOUT STEEL-CRAFT CUSTOM COLOUR FOR INSULATED DOORS

Your insulated door may be custom painted to suit your home's exterior colour specifications. Choose your custom colour and our experienced team will paint your garage door in-house in Edmonton, AB ensuring attention to detail and a high-quality finish.

ONE COLOUR OPTION: Design Trim matches the door face.

TWO COLOUR OPTION: Design Trim contrasts door face.

CUSTOMIZATION PROCESS

For inquiries on custom paint options, please visit steel-craft.ca more information or contact a Steel-Craft dealer.

Step 1: Decide your door model design and colour(s). Choose from a One-colour or Two-colour option.

Step 2: Your accurate information is key. We need your desired **paint brand name**, **manufacturer** and **paint code**. For more specific colours, bring a physical paint swatch card of your desired colour(s) to your nearest Steel-Craft dealer along with the information listed above. Please note that paint swatches and Pantone colours can change yearly, colours may appear different year to year.

Step 3: For a Two-colour option, indicate which colour will be for the Door Face and Design Trim or Emboss.

Step 4: Once our manufacturing facility in Edmonton receives your quote confirmation and colour sample information, we will match your desired colour in-house. For durability and cleaning purposes, we use a semi-gloss paint finish. We may decline matte paint requests. If we need additional information from you, our team will reach out.

Visit our website for more information on Artisan Design Options, Custom Paint, Windows, Muntin Bars, Snap-in Inserts and Decorative Hardware.

BRANCH SALES & DISTRIBUTION CENTRES

EDMONTON

Head Office:

1.800.463.3667
13504, St. Albert Trail
Edmonton, AB T5L 4P4

EDMONTON SC2

780.452.7140

CALGARY

1.800.561.9871

KELOWNA

1.800.880.0755

VANCOUVER

1.800.361.3667

TORONTO

1.800.465.7091

DISTRIBUTION PARTNERS

LETHBRIDGE

1.403.327.3667

SASKATOON

1.888.233.3667

REGINA

1.888.233.3667

PRINCE ALBERT

1.888.233.3667

WINNIPEG

1.204.668.2000

HALIFAX

1.902.468.8912



MADE IN
CANADA



Don't just hang a door, **Install a Steel-Craft.**

For a complete list of products, visit steel-craft.ca

