





RANCH-CRAFT RIDGELINE

The Ranch-Craft RidgeLine garage door series, notable for its long panel design, delivers exceptional construction, and thermal efficiency.

SIZING OPTIONS

Headroom requirements may vary on doors.


DOOR PRODUCT		RC-10		RC-16
R-VALUE		10		16
THICKNESS		1-1/8"		1-3/4"
AVAILABLE WIDTHS		8' 9' 10' 16'		8' 9' 10' 12' 14' 16' 18'
STANDARD HEIGHT		7' & 8'		6' - 10'

COLOUR OPTIONS

Brochure colour representation may vary from true colour.

To obtain an exact colour reference, please contact a Steel-Craft dealer for colour samples.

AVAILABLE IN RC-10 & RC-16



White

AVAILABLE IN RC-16



Sable Grey




Sandstone



Brown

ELITE FINISHES



Walnut



SC Regal Black




Weathered Wood

WINDOW OPTIONS

PLAIN LITE

Available in 5/8" ThermoPane.



Clear



Satin Texture

ELITE GLASS



Bronze Tint



Dark Tint

INLAID MUNTIN BARS

Window size available in 38"x 14"

Available in 5/8" ThermoPane.

Muntin Bars available in Black, Brass, Bronze, Pewter, and White.



Regal Wide



Stanton Wide



Provincial Wide

SNAP-IN DECORATIVE DESIGNS

Window size available in 38"x 14"

Available in 5/8" ThermoPane.

Colours available in Brown, Sandstone, and White.



Cascade



Somerton



Stockton



Stockbridge



Waterton



Wynbridge

Please Note: Glazing and window options are only available in the RC-16 product line.



Don't just hang a door,
Install a Steel-Craft.

For a complete list of products,
visit steel-craft.ca

EDMONTON
Head Office:
780.453.3761
13504, St. Albert Trail
Edmonton, Alberta
T5L 4P4

EDMONTON SC2
780.452.7140
CALGARY
403.255.3300
LETHBRIDGE
403.327.3667

VANCOUVER
604.888.2550
KELOWNA
250.765.4765
TORONTO
905.564.3522

SASKATOON
306.652.7131
REGINA
306.721.3737
PRINCE ALBERT
306.922.9200

